

CLASSIC & AUTHENTIC COLLECTION
Sash Windows



masterframe[®]



An Exclusive Range of Custom Made Sash Windows



Consider your investment carefully

Replacing your windows is not a decision to be made lightly. Your choice of window style can have a dramatic effect on the aesthetics and character of your home.

There is no window which can offer the grace and charm which characterises Sash Windows. The beautiful Classic and Authentic Collection of sliding sashes can transform a period property, bringing exceptional performance whilst retaining the proportion and elegance of traditional sashes.

The Classic and Authentic Collection can also be a valuable addition to prestigious modern developments, setting those properties apart from the mass produced budget houses.

Classic and Authentic sash windows are manufactured by one of the United Kingdoms only true sash window specialists, dedicated to sash windows since 1988 and at the forefront of innovation. Each and every window is made to order and to suit your bespoke requirements.

*Classic &
Authentic*





The Classic & Authentic Collections – Key Features & Benefits

We do not expect you to be sash window experts, that's our job and we want you to be proud of your home and completely satisfied with the choices you make. These collections are absolutely breathtaking and you will not be disappointed.

Elegant Proportions – It is common with standard window styles to have unevenly sized panes which ruin the elegant sightlines of the sash. Your sliding sash window will be perfectly balanced to ensure that Georgian panes are equal in size.

Frame & Design –

Classic Collection: Ovolo sashes and Georgian bars internally and externally recreate the modern styling.

Authentic Collection: Ovolo sashes and georgian bars internally and putty line detailing externally for a more traditional appearance.

Decorative Horn Detail – Many sash windows incorporate a decorative feature to the underside of the top sash, referred to as a decorative horn. We now offer a choice of plant on decorative horns (for those on a budget) or a continuous run through horn detail with a wrap around horn end cap (both are shown on the following pages).

Finishes – The Classic and Authentic Collections are both available in a plain gloss PVC-U finish or with a white wood grain foiled finish to recreate the look of traditional painted timber without the maintenance!

How to guarantee to georgian bars stay secure

The bars are firstly taped securely to your window and then an amazing and patented design allows them to interlock securely with each other where they meet at the crossover.

Finally they are secured in place with unique georgi - clips, that means each bar is continuous, cut to fit the sash snugly and guaranteed to remain at all times.

Inclusive Features

1. 147/133mm sculptured outerframe
2. Ovolo upper & lower sash detail (Classic)
Putty line upper and lower sash detail (Authentic)
3. Black concealed gaskets
4. Tilt Restrictors to all Sliding Sashes**
5. 2 part lift in lift out pivot bars
6. Ultralift pretensioned balances
7. Balance retaining clips*
8. Choice of fully Suited hardware colour (white / brass effect/ chrome)
9. Key locking cam catches (2 per frame on windows over 925mm or with a central vertical georgian bar)
10. Georgi Clips where Georgian designs requested*
11. Cill gaskets*
12. Foam baffles to prevent draughts*
13. Window Energy Rating A as standard



2. Putty Line Upper and Lower Sash Detail (Authentic)



25. Putty line plant on bar external (Authentic Only)



Optional Features

14. White wood grain foil finish available on Classic and Authentic collections (147mm frames only)
15. A pair of lockable Limit Stops to reduce opening initially to 100mm
16. Plant on Decorative Horns*
17. Continuous run through horns to upper sash with wrap around end cap
18. Trickle vents to sash
19. Two piece projecting cill (offering projection of 27/62/102/142mm)
20. Fixing lugs
21. Bay corner post and trims
22. Sash Secure/ BS7950 Secured by Design upgrade (using alternative cam catch)
23. Egress options
24. Fixed sashes
25. Two position keep to allow windows to be locked in open position
26. Ovolo plant on bar externally and internally (Classic)
27. Putty line plant on bar externally and ovolo plant on bar internally (Authentic)
28. Integral 18mm / 25mm bar
29. Deep bottom rail option
30. Sashminder secondary lock
31. Sprayed in any RAL colour

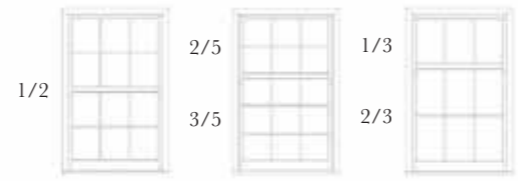


* These are exclusively available from Masterframe. Full explanation of these items and their benefits are included in our Glossary of Terms on page 9

**Dependent upon window size

* Plant on horns available on gloss finish only

	System U Value 1.5	calcium organic	10 year guarantee	BBA	URS				17	Secured by Design	energy saving	sashminder		



Variable Transom Drop Positions available to all windows

The Classic & Authentic Collection – Styles


Classic and Authentic Collection Sash Windows can be manufactured in just about any style or shape you require, please ask if the design you require is not shown.



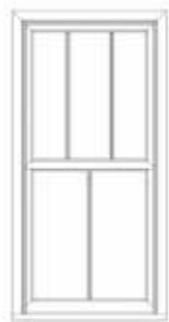
NON-BAR



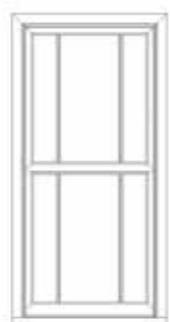
CENTRE BAR
A Late Victorian Form



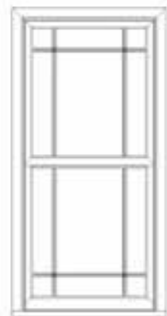
THREE LIGHT
A Victorian Cottage Style



ASYMMETRIC




OFFSET THREE LIGHT
Variation of Victorian Cottage Style



MARGIN
A Regency Pattern



HALF GEORGIAN




GEORGIAN



GEORGIAN VARIANT



FIRE EGRESS A




TRUE ARCH



SWEPT HEAD
For Individual Character



STYLE 2



STYLE 3





Glossary of Terms

133mm or 147mm outerframe depth

Ovolo detail to 147mm outerframe internally and externally. 133mm have a square outerframe detail internally.

Ovolo detail upper and lower sashes on the Classic Collection, putty line upper and lower sash detail on the Authentic Collection

Our sashes are multi chambered, this means there are three individual pockets inside the sections. This enables the steel reinforcement to be sealed in its own compartment, well away from the separate drainage channel, allowing **concealed drainage, eliminating the need for unsightly face drainage caps.**

Deep Bottom Rail

Retaining the original sightlines, framing the window perfectly in the opening. Not Standard specification, but we are happy to include this if you would like.

Black Concealed Gaskets

Giving increased glass visibility.

Tilt Restrictors to all sliding sashes

Tilt restrictors are metal side arms, made from stainless steel, that allow sliding sashes to be tilted for cleaning safely. It's vital that two pairs of stays are fitted to each window, some companies will cut corners by fitting tilt restrictors to the lower sash only ... or by fitting just a single tilt restrictor to each sash. A pair of tilt restrictors on each sash provides double the safety for you. Particularly large sashes cannot be allowed to tilt for cleaning, as the sash is simply too heavy. That's why uniquely, on every Classic window that exceeds the safe size for tilt restrictors, a short pair of **safety stays** are fitted. So if large windows are accidentally opened they remain vertical, preventing accidental damage.

Ultralift Balances

A smooth operating balance, that are pre tensioned. These sturdy balances, are designed for weights up to 27kgs. We have had these independently tested at the BBA to exceed 20,000 cycles, which is over 25 years if the sash was opened twice a day.

Balance retaining clip

Goods in transit are liable to move about a bit. It's natural and impossible to prevent, be it movement around the factory, on the delivery vehicle or just the fitters installing the window in your home. Not surprisingly then, sometimes the balance springs would slip off the "shoe" slide, the connector between the balance and sash requiring a service call. **This will never happen with Classic and Authentic Collection windows.** Our exclusive retaining clips, once snapped into position, firmly hold the balance in place for life, so you will **never need a service engineer to make any adjustments.**

Georgi Clips Georgi® Clips

Whilst astragal bars recreate the original appearance most companies use a double-sided sticky tape to keep them in place. Cut into short lengths approx 6" long, they tend to be "gappy" but consider this...

How do you move the sash windows with the bars or handles? Most people use the bars & that's a big problem with many modern windows, the bars come off in your hand!

Firstly we use a high tack adhesive tape,

Secondly we interlock every joint where the bars meet,

Thirdly we clamp the bars around the sealed units with our unique Georgi-clips (Patented to our company).

Cill Gaskets

Where the frame joins the cill, most window manufacturers will apply a wet silicone seal to help prevent leaks or moisture ingress through your frames. This can be risky as sometimes the windows are moved before the silicone sets or even worse; it is forgotten to be applied. **You won't know this has happened until you see damp patches on the internal walls around your window frames! This cannot happen with our windows which have a cill gasket fitted to ensure water cannot infiltrate your home.**

Foam Baffles

Old sash windows do not have any seals. They relied on the wood being manufactured to a snug fit. Unfortunately over the years they warp or swell, or get painted shut or have bits planed off, so they end up rattling and draughty. Modern materials are expected to retain their shape forever, not

needing to be planed or painted and the window sections are extruded with small retaining channels for brush piles to be inserted around the edges of the sashes. That's why when **we test our windows in extreme conditions** and find a soft spot, **we go on to invent a solution ...** in this case foam baffles. **Every Classic and Authentic window is fitted with these as standard to prevent draughts.**

A Pair of lockable limit stops to reduce opening initially to 100mm

These are metal stops that are designed to prevent a window from opening beyond 100mm (4" approx) - particularly useful for a child's bedroom. Although an adult will be able to **lock and unlock them, quickly and easily.**

Decorative Horn Detail

These are moulded decorative extras below the top sash. Originally, their purpose was to prevent the sash being pulled down too far and loosening the lead weights inside the box. Today they are purely decorative, recreating the traditional appearance of box sash windows.

Window Energy Rating

The Classic and Authentic Collections are BFRC A rated as standard.

Secured by design & BS7950 Upgrade

The Secured by Design programme is endorsed and supported by The Association of Chief Police Officers for England, Wales and Northern Ireland (ACPO) and the Association of chief Police Officers for Scotland (ACPOS) representing the police forces of the United Kingdom.

This means that your windows have been independently tested and deemed to be the most secure windows of their type available. **NOT** standard specification, please request if required.





CLASSIC & AUTHENTIC COLLECTION

Sash Windows

masterframe[®]

Telephone 01376 510 410
www.masterframe.co.uk